

Powered by



THINK BEYOND WALLS





PHILOSOPHY

THINK BEYOND WALLS

It is when we unthink real estate to be few walls placed adjacent to each other, dry and lifeless. Instead be unrestricted by physical structures, addresses, borders and geographies, which enables businesses to have unparalleled avenues of growth and connectivity to an exclusive range of business and physical spaces across the globe.

Real Estate that Enables. Services that Deliver.



THE NETWORK

THAT CREATES AN IMPACT



30%
HIGHER
RENTALS

13%
HIGHER
OCCUPANCY



319 CITIES
88 COUNTRIES
**1 GLOBAL
NETWORK**

A LEGACY
OF
75
YEARS

HOME TO
FORTUNE
500
COMPANIES

ATTRACTS
HIGH FOOTFALL
2.45
MILLION

CBD

WHERE WORLD DOES BUSINESS

As financial activities accelerate some characteristics surface which are common among all the CBDs globally. Firstly, it becomes the ambition of those who are ambitious. As a result the land prices and the rents start to rise. As the business open their offices; employment start to rise. Foreseeing the certainty of the large number of individual coming to a CBD for work, transportation and other infrastructures are designed from day one of planning.



30%

YOY GROWTH
GLOBALLY IN
CBDs



95%

OF MOST EXPENSIVE OFFICE
SPACES ARE IN CBD GLOBALLY



83%

MORE CONNECTED ARE
THE CBDs GLOBALLY
COMPARED TO OTHER
AREAS



≥ 97%

OCCUPANCY
RATE IN CBDs
GLOBALLY

OPPORTUNITIES MULTIPLY

WHEN **THE LARGEST BUSINESS NETWORK** MEETS **A POTENTIAL BUSINESS DISTRICT**



RENTAL

OCCUPANCY

ADDRESS

DEMAND





**REAL ESTATE THAT ENABLES
SERVICES THAT DELIVER**

A panoramic view of a city skyline at sunset. The sky is a gradient of blue and orange. The buildings are illuminated with warm, golden light. The text 'UNTHINK BOUNDARIES' is overlaid in large, white, bold, sans-serif font. The word 'UNTHINK' is on the top line, and 'BOUNDARIES' is on the bottom line, with the 'O' in 'BOUNDARIES' being significantly larger than the other letters.

UNTHINK
BOUNDARIES



North America 68

Central & South
America 29



Europe 121



Africa & Middle East
39



Asia & The Pacific 73



WORLD TRADE CENTERS
ASSOCIATION

A GLOBAL NETWORK
CONNECTING 1 MILLION BUSINESSES ACROSS

319 CITIES | 88 COUNTRIES



LANDMARKS OF PROSPERITY

World Trade Centers are landmarks of prosperity in the region in which they lie. As a result, WTCs in CBDs globally, are the preferred business address for global companies, small and medium enterprises as well as startups.



ROTTERDAM



SAN SALVADOR



TOKYO



DENVER



NEW YORK

30% HIGHER LEASE RATE* & 13% HIGHER OCCUPANCY*



10%
DIFFERENCE
IN MUMBAI*

AVERAGE OFFICE LEASE RATES
WTC: \$5 PSF
MARKET: \$4.55 PSF



5.8%
DIFFERENCE
IN AMSTERDAM*

AVERAGE OFFICE LEASE RATES
WTC: \$37.77 PSF
MARKET: \$35.69 PSF



30%
DIFFERENCE
IN SAN MARINO*

AVERAGE OFFICE LEASE RATES
WTC: \$29.74 PSF
MARKET: \$22.88 PSF



33.3%

DIFFERENCE
IN BOSTON
AVERAGE OFFICE
LEASE RATES
WTC: \$45 PSF
MARKET: \$33.75 PSF



WTC SAO PAULO
COMMANDS*

12.9%

HIGHER
OCCUPANCY



WTC SEOUL
COMMANDS*

6.1%

HIGHER
OCCUPANCY



GLOBAL

CENTRAL BUSINESS DISTRICTS



BEST PERFORMING

GLOBAL CBDs

World Trade Centers are landmarks of prosperity in the region in which they lie. As a result, WTCs in CBDs globally, are the preferred business address for global companies, small and medium enterprises as well as startups.





CBDs THAT SHAPED THE WORLD ECONOMY

NEW YORK, MIDTOWN

LA DEFENSE OF PARIS

SHINJUKU, TOKYO

CENTRAL AREA, SINGAPORE

CBD DUBAI

SHEIKH ZAYED ROAD

The success of Dubai can be attributed to the development of the Sheikh Zayed Road. This is situated on the E11 highway forming the main artery of the city. If we name any high rising skyscraper, most likely it would be found here. For most of the skyscrapers of Dubai including Emirates tower and World Trade Centre are located here on Sheikh Zayed road.

LANDMARKS THAT CONTRIBUTED TO DUBAI'S SUCCESS



Dubai World Trade Center



Emirates Tower



Jumeirah Tower



API World Tower



Dubai Tower



White Crown Tower

WTC DUBAI

THE SECRET OF DUBAI'S FINANCIAL SUCCESS

KEY INDICATORS OF LAST YEARS PERFORMANCE

103	Major Trade Shows & Conferences	\$1.5BN	Generated for event industries	3.3%	Share of Emirate's GDP
84K	Jobs supported in a year	\$3.5BN	Contributed to Dubai's local economy		

No wonder it was featured on the 100 Dirham bank note. For 20 years starting the day of building, it held the record of being the tallest building of in Dubai*. The Dubai World Trade center has played a pivotal role in the growth of international business in the Middle East.



* From 1979 - 99



DELHI NCR

SUCCESSFUL CBDs

CONNAUGHT PLACE



NOIDA, SEC 18




CYBERCITY, GURUGRAM




NEHRU PLACE




GOLF COURSE ROAD,
GURUGRAM



FARIDABAD



CBD NOIDA, SEC 132



CBD Impact and Land Value Influence Zone

CONNAUGHT PLACE



NOIDA, SEC 18



NEHRU PLACE



GOLF COURSE ROAD,
GURUGRAM



CYBERCITY,
GURUGRAM



FARIDABAD





CBD NOIDA

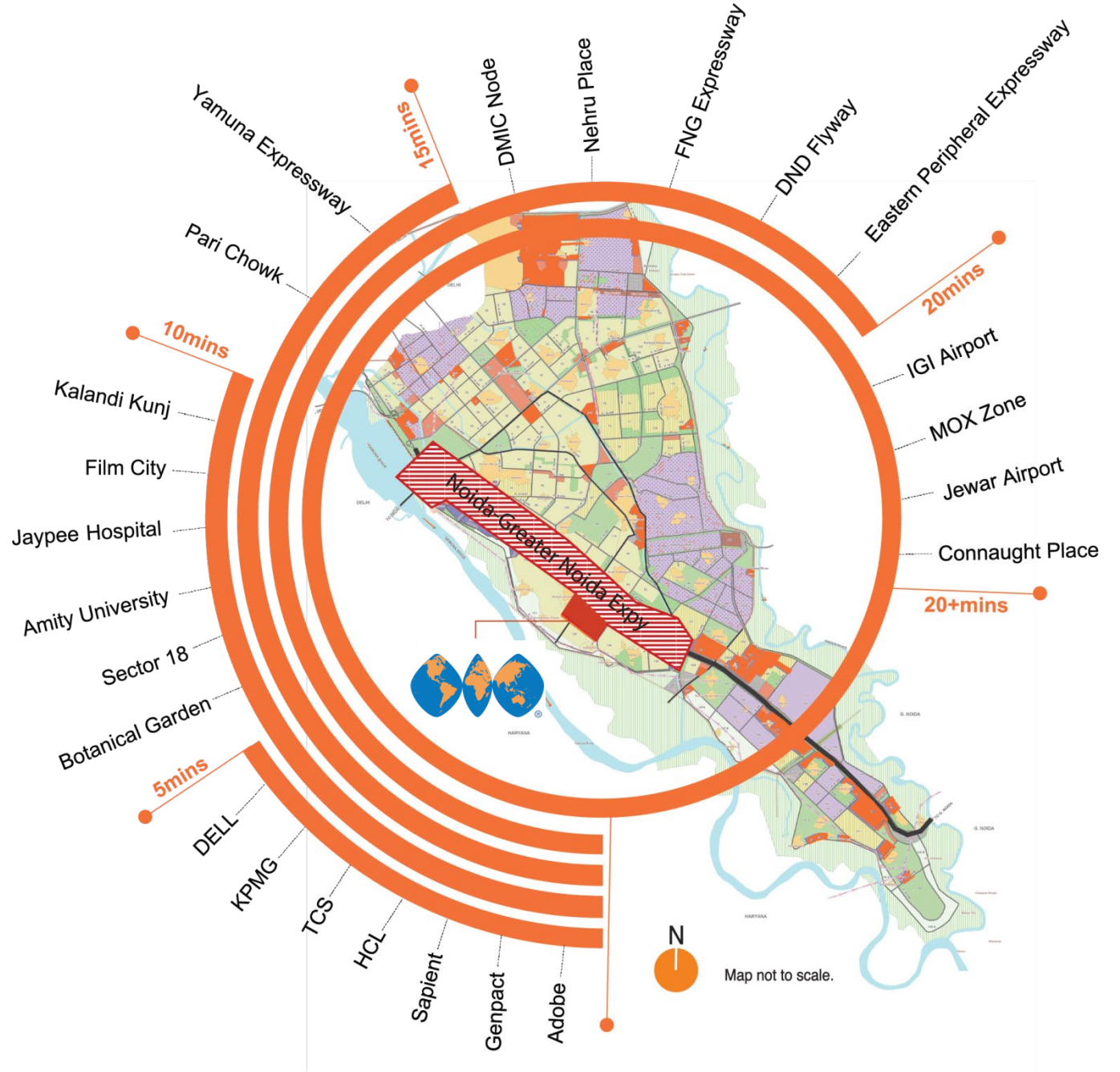
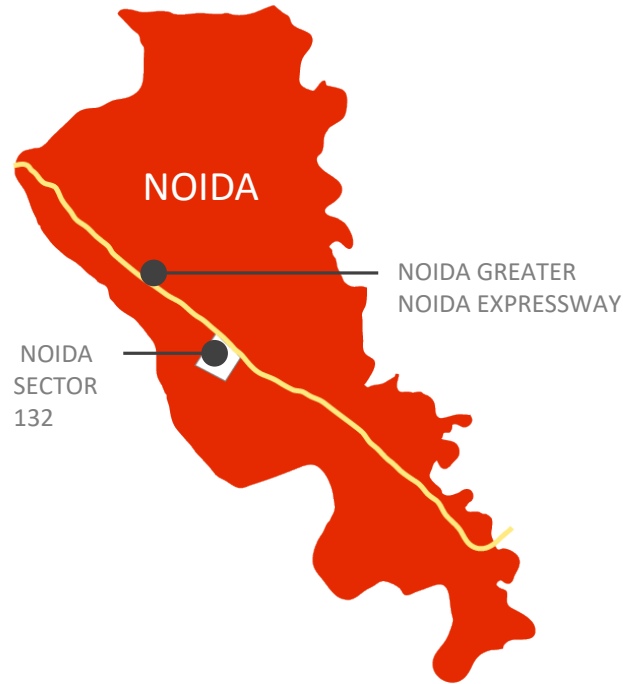
SECTOR 132

Noida sector 132 has emerged as the most promising commercial district in the region today. From systematically planned infrastructure that large corporates seek to a conducive environment for SMEs to grow, Noida sector 132 meets all the requirements to be an IT/ITeS hub.

SECTOR 132

LOCATION & PROXIMITY

Sector 132 is located right on the Noida Greater Noida Expressway, which forms the major artery of the city. It is immediately surrounded by Fortune 500 companies like Adobe, Dell, Sapient and many such organizations.





GROWTH STORY

CBD NOIDA

RENTAL GROWTH~

2X Average rental growth compared to NCR.

HIGH OCCUPANCY*

11% Higher occupancy vs NCR

ADDRESS

Fortune 500 Hub, **Sec 132** is home to Adobe, Dell, Sapient and many more.

HIGH DEMAND^

NOIDA CBD dominates with **2/3rd** share of leasing market.

WTC IS HERE AND DELIVERING

20 LAKH SQ.FT. OPERATIONAL BY Q2, 2019





2

OPPORTUNITY



RENTAL **O**CCUPANCY **A**DDRESS **D**EMAND

SECURITY OF INVESTMENT*

TRUST OF A GLOBAL POWER BRAND.

NOIDA CBD dominates 2/3rd of Noida leasing.

HIGHER RETURNS ^

13% HIGHER OCCUPANCY.
30% HIGHER RENTAL.

11% Higher Occupancy Vs NCR (Gurgaon).

CAPITAL APPRECIATION[~]

CATALYST TO REGIONAL DEVELOPMENT.

2X average rental Growth as compared to Delhi CBD.

PRIDE OF OWNERSHIP[~]

A LANDMARK DEVELOPMENT.

A Coveted Address Sector **132 Noida CBD**

*Subject to changing market sentiments and risk involved in investing in an immovable asset. ^Based on surveyed World Trade Center operations in 2007 and 2012, as published in WTCA brochure 2016. ~Subject to changing market sentiments and risk involved in investing in an immovable asset. Source – www.wtca.org As per global connection 1, a special report issued by WTCA, 2014. ~It is not an offer of membership. All membership are on paid basis and tariff differ from centre to centre. ~Colliers report 16 Jan 17. *C&W Sep 2018 GGN=~ NCR. ^ Colliers quarterly update NOIDA offices - Q3 2018

Powered By



THINK BEYOND WALLS

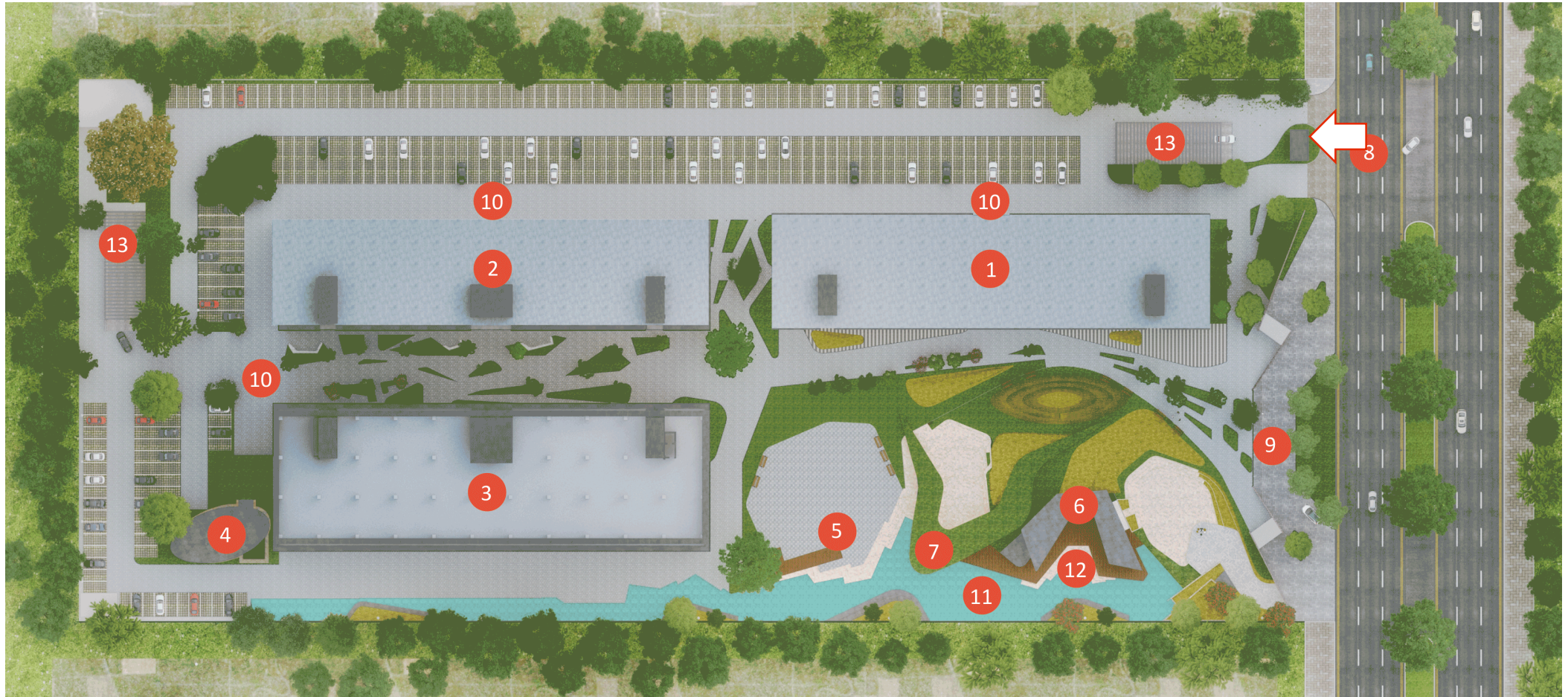


WORLD TRADE CENTER™
NOIDA CBD

ANNEXURES

A photograph of a desk under a red light. In the foreground, a calculator is visible. To its right is a pen holder containing several pens. In the background, there are documents with diagrams and a small inkwell with a pen. The word "ANNEXURES" is overlaid in white text on the left side of the image.

SITE LAYOUT



- 1 Tower A (G+10)
- 2 Tower B (G+12)
- 3 Tower C (G+12)
- 4 Cafe
- 5 Landscape Feature
- 6 Restaurant
- 7 Space Frame
- 8 Vehicular Entry/Exit
- 9 Pedestrian Entry/Exit
- 10 Tower Drop-off
- 11 Water Body
- 12 Deck
- 13 Basement Ramp



FLOOR PLANS

TOWER A & B



Ground and First Floor Level Plan



Typical - 2nd To 5th, 8th, 9th & 12th Floor Level Plan



6th, 7th, 10th & 11th Floor Level Plan

TOWER C



Ground Floor Level Plan



Typical - 2nd to 5th, 8th & 9th Floor Level Plan



6th, 7th, 10th & 11th Floor Level Plan





PAYMENT PLANS

WTC NOIDA CBD

DOWN PAYMENT PLANS

With 24% Discount*

Sr. No.	STAGE	PAYABLE
1	Booking amount	Rs. 2,00,000/-
2	Within 45 days of booking	95% of BSP, Less booking amount
3	On offer possession	5% of BSP + Other charges

With 16% Discount*

Sr. No.	STAGE	PAYABLE
1	Booking amount	Rs. 2,00,000/-
2	Within 45 days of booking	50% of BSP, Less booking amount
3	Within 12 months of booking	25% of BSP
4	Within 24 months of booking	20% of BSP
5	On offer possession	5% of BSP + Other charges

Commitment charges: 30 Rs./ Sq. Ft. +50% of actual rental for 3 years from offer of possession. Please refer to the booking application and agreement of the project issued by the developer for detailed pricing and term & conditions before making a decision of purchase. *T & C apply.

RETURN PLANS

95% Down Payment With 12% Return*

Sr. No.	STAGE	PAYABLE
1	Booking amount	Rs. 2,00,000/-
2	Within 45 days of booking	95% of BSP, Less booking amount
3	On offer possession	5% of BSP + Other charges

50% Down Payment With 11% Return*

Sr. No.	STAGE	PAYABLE
1	Booking amount	Rs. 2,00,000/-
2	Within 45 days of booking	50% of BSP, Less booking amount
3	Within 9 months of booking	25% of BSP
4	Within 18 months of booking	20% of BSP
5	On offer possession	5% of BSP + Other charges

Commitment charges: 30 Rs./ Sq. Ft. +50% of actual rental for 3 years from offer of possession. Please refer to the booking application and agreement of the project issued by the developer for detailed pricing and term & conditions before making a decision of purchase. *T & C apply.

RETURN PLANS

25% Down Payment With 10% Return*

Sr. No.	STAGE	PAYABLE
1	Booking Amount	Rs. 2,00,000/-
2	Within 45 days of booking	25% of BSP Less booking amount
3	Within 6 months of booking	15% of BSP
4	Within 9 months of booking	15% of BSP
5	Within 12 months of booking	15% of BSP
6	Within 15 months of booking	15% of BSP
7	Within 18 months of booking	10% of BSP
8	On offer of possession	5% of BSP + All other charges

Commitment charges: 30 Rs./ Sq. Ft. +50% of actual rental for 3 years from offer of possession. Please refer to the booking application and agreement of the project issued by the developer for detailed pricing and term & conditions before making a decision of purchase. *T & C apply.

CONSTRUCTION LINKED PLAN

Sr. No.	STAGE	PAYABLE
1	Booking Amount	Rs. 2,00,000/-
2	Within 45 Days Of Booking	20% of BSP, Less booking amount
3	On Commencement Of Excavation	10% of BSP
4	On Commencement Of Casting Of Plinth Level	10% of BSP
5	On Commencement Of Casting Of 1 st Floor	10% of BSP
6	On Commencement Of Casting Of 4 th Floor	10% of BSP
7	On Commencement Of Casting Of 7 th Floor	10% of BSP
8	On Commencement Of Casting Of 10 th Floor	10% of BSP
9	On Commencement Of Casting Of Top Floor Slab	10% of BSP
10	On Commencement Of Finishing Works	5% of BSP
11	On Offer Of Possession	5% of BSP + All other charges

Commitment charges: 30 Rs./ Sq. Ft. +50% of actual rental for 3 years from offer of possession. Please refer to the booking application and agreement of the project issued by the developer for detailed pricing and term & conditions before making a decision of purchase. *T & C apply.

19.53^{*} LAKH

Returns From Day One – 11% & 12%

* T&C Apply; Project Name: WTC Noida-CBD. Project Location: A-02/1, Sector 132, Noida, District Gautam Budh Nagar, UP. RERA Registration No. UPRERAPRJ17623. Promoter: WTC Noida Development Company Private Limited; CIN No. U70109DL2007PTC162288. Co-Promoter: August Residency Private Limited; CIN No. U45200DL2008PTC176502. Contact Address: GF – 09, Plaza M-06, District Centre, Jasola, New Delhi-110025. Trade Marks: “World Trade Center”, “WTC”, WTC Logo are owned by ‘World Trade Centers Association, Inc, New York (WTCA). Promoter is using said trademarks and logo under License from WTCA.

General Disclaimer of Liability - The content published / printed herein are not any sort of invitation, legal offer or promise from the company. All representations / presentations made herein are for illustrative / indicative purpose and not claimed to be exhaustive or complete. This contains artistic impressions and no warranty is expressly given or implied that the completed development will comply in any degree with such artist's impression as depicted. All specifications/layout of the unit shall be as per the final agreement between the parties. Please refer to the booking application and agreement of the project issued by the developer for detailed pricing and terms & conditions before making a decision of purchase. Company shall not be responsible for any liability arising from information provided on any other website/communication or through any third-party interests. The official website of the Project is www.wtcnoidacbd.org. 1 sq. ft. = 0.093 sq. m.

Thank You